


The Portal Under The Stars

ASSEMBLY INSTRUCTIONS

For the printing: This file is set up for
US letter-sized (8.5"x11") sheets.
Turn off any 'fit to page' options in your printer driver.
If you are printing A4-sized sheets, you may want to
reduce the print size to 95% of the original
(depends on your printer, print a test page first).



If you can, use photo paper to print; you'll really enjoy these maps this way. If you print them in pieces, glue them on foam or cardstock, they'll fit together easily and store more easily afterwards.
In a print shop you can print the map in poster size with greater quality.





Tile "A"






Tile "B"








Tile "D"









Tile "H"



Tile "F"




✂ | Tile "G"





Tile "I"




Black Scrolls Games © All Rights Reserved.


Tile "W"




| Tile "J" |



Tile "K"



Tile "L"






Tile "M"






Tile "N"







Tile "P"





Tile "Q"

